










Checklist for English Intonation and Rhythm.

- Divide the sentence into 3-5 word blocks (|)
- Mark the stressed words (')
- Mark the linking words (). They are pronounced together, with lowered tone and a bit quicker than the rest of the sentence.
- Mark the lengthening of the main vowel in the stressed words (—)
- Show the intonation
 - In the affirmative sentences it goes up in the middle (), and down in the end of the sentence ()
 - In the general questions it goes up in the end of the question ()
 - In the special questions it goes down in the end of the question ()
 - In the listing intonation goes up until the last item (, , , )